





Beeswax Wrap

100% pure white beeswax

CERA ALBA



-  Without additives
-  Gently purified
-  For natural cosmetics
-  Food safe



Beeswax Wrap

100% pure white beeswax CERA ALBA

GLOREX 
OF SWITZERLAND




Instructions:

1. Wash, dry and iron the fabric.
2. Place the circle pattern on the fabric and draw the contour with a chalk. Cut the circle with the zigzag scissors.
3. Put a piece of baking paper on the ironing board. Put the fabric circle on it. Spread 100% pure wax lentils on it. Adjust the quantity depending on the thickness of the fabric.
4. Cover with a second piece of backing paper.
5. With the iron (medium temperature), iron from the centre to the border until the wax is evenly spread.
6. Turn the work and iron from the other side.
7. Remove the baking paper. Now you can use the beeswax wrap to cover bowls or pack food. Apply the beeswax wrap and press with the warm hand. So the wrap becomes smooth and closes well. It is washable with a damp cloth and reusable.
For the sake of the environment....

We wish you a lot of fun and success!

Your GLOREX Team



Material:

6 8600 200 100% pure white beeswax

5 2001 45 Zigzag scissors



6 8619 654 Fabric pink with dots

5 2001 18 Chalk

Cardboard pattern circle

Backing paper

Iron



GLOREX AG
Uferstr. 12
CH-4414 Füllinsdorf
T. +41 61 906 80 70
F. +41 61 906 80 69

GLOREX GmbH
Grossmattstr. 17
D-79618 Rheinfelden
T. +49 7623 72 33-0
F. +49 7623 26 06

Infoline:
CH/others: +41 61 906 80 80
D/B/NL/L: +49 7623 72 33 35

www.glorex.com

Art. 6 9904 05



7 610877 570693